








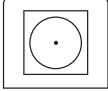
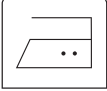


### CLASSIC BATHROBE

T1-B | Grammage: 340 gr/m<sup>2</sup> | Made of 100% terry cotton













#### Product Description

- This item is available in 12 colours
- Combed cotton, which ensures long-lasting softness and high absorption
- Washable up to 60 degrees
- Size: S/M, L/XL and XXL/3XL
- Ideal for hotel & wellness

#### Features & washing instructions:

 LUXURY FINISH 100% TERRY COTTON	 HIGH ABSORPTION	 HIGH QUALITY EMBROIDERY	 HANGING LOOP	 60° WASHABLE UP TO 60 DEGREES
 TUMBLE DRY AT LOW HEAT	 IRON WITH WARM TEMPERATURE	 DO NOT BLEACH	 DO NOT DRY CLEAN	

#### Available colours:

 <b>Black</b> Pantone black 6 C	 <b>Navy blue</b> Pantone 282 C	 <b>Royal blue</b> Pantone 286 C	 <b>Denim faded</b> Pantone 2376 C	 <b>Aqua azure</b> Pantone 7682 C	 <b>Red</b> Pantone 485 C	 <b>Orange</b> Pantone 1505 C	 <b>Yellow</b> Pantone yellow C
 <b>Olive green</b> Pantone 574 C	 <b>Lime green</b> Pantone 376 C	 <b>Ivory cream</b> Pantone 663 C	 <b>White</b>				

#### Size guide:

Size	Length	Chest	Sleeve
S / M	117 cm	58 cm	54 cm
L / XL	120 cm	61 cm	57 cm
XXL / 3XL	122 cm	63 cm	62 cm

All dimensions are in centimeters. All measurements are an average, deviations from individual pieces may occur.